

Summer Holiday Homework 2018-KG

I Love Summer Time !!

Dear Mummy & Papa,

Our summer holidays are here. I would like to spend my holidays doing a lot of activities with you. Our teachers say that we learn many new things when we visit different places. Please take me:

- for a drive across the two bridges over Hooghly river
- for a playtime in the park
- to Victoria Memorial
- for a tram ride
- for a quiet time in a temple/church/gurudwara/mosque



This summer, visit any of these places-mountains, sea side, banks of the river Hooghly, zoo, museums, Victoria Memorial The list is endless.....

Activity 1-Draw to show your visit to any one of these places. You can even get photographs to share with your friends.








This summer my flip flops took me to.....



Activity 2: Summer is the time for yummy treat-ice-creams, mangoes, water melons, coconut water, fresh fruit juices etc.

Every time you enjoy any of these treats, colour one box. Keep a record of the first ten days.

How many of these did you eat in 10 days?







Activity 3: During the holidays you get extra time to learn a few new things.

Put a tick on the ones you can do on your own and put two ticks for the ones you are going to learn during the holidays.

Can You?



comb or brush your hair?



eat on your own?



pack your bag



do your homework?



tie your shoelace?

Like you need help to do certain things, your family members will also be happy if you help them. You can:

- Arrange your brother's/sister's toys.
- Go for walks with your grandparents.
- Help mummy to wash the fruits and vegetables.
- Offer a glass of water when your father returns from the office.
- Make a simple drink with your mother and serve it to your entire family.

Here is a recipe you could try at home.

Sunrise Recipe

You will need:

a glass of mango juice
2 tablespoons of rose syrup
a mango wedge two mint
leaves for decoration

Method :

- Pour 2 tablespoon rose syrup in the glass.
- Over it pour the mango juice.
- Then decorate with mango wedge and mint leaves.



A time to read too...



Activity 4:

Story books take you to wonderland...and all of you must visit this wonderland! Read as many books that you can. You can take help of mummy and papa. Try to prepare a story to tell your friends.

Write the names of the books you read or your parents helped you to read.

Words I could read,

Words I learnt,



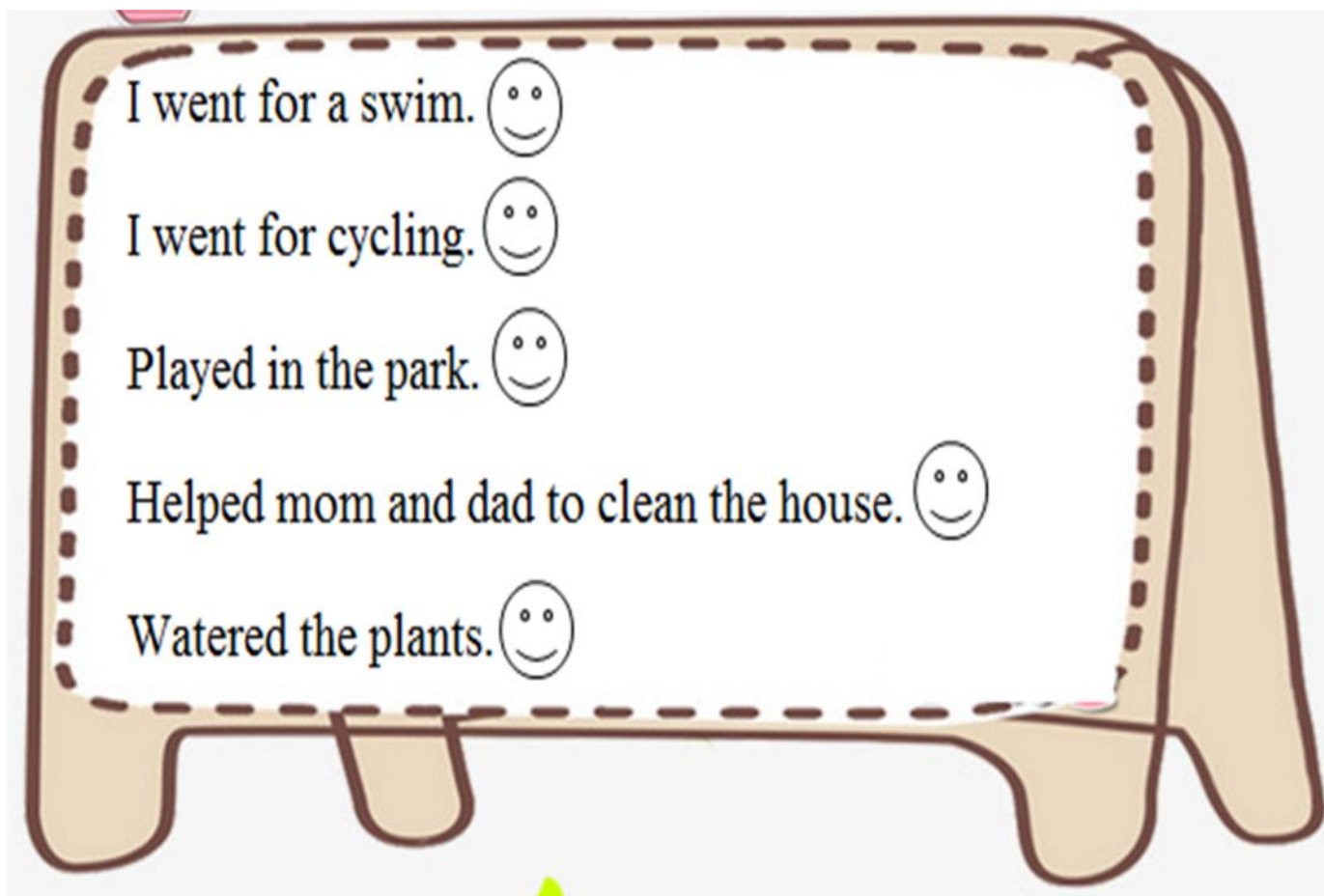
Activity 5



Be a little creative: Your little hands are capable of doing magic! Do collect throwaway plastic things like bottles, spoons, cups etc. and make interesting things with them!



Activity 6: Tell us about the things you did this summer. Colour the smiles if you have done them.



We are sure you enjoyed doing these activities. You can look for more activities and do them.

How to submit your homework:

- ❖ Print the holiday homework
- ❖ Do the activity sheets
- ❖ You can do similar activities on A4 sheets of paper
- ❖ Put them in a folder
- ❖ Decorate the folder with the help of an adult
- ❖ Don't forget to get your craft, props for storytelling etc.